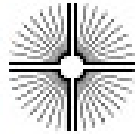




Community College  
League of California



# Districting Process

## Santa Rosa Junior College CCD

Plan drafting process

# Plan Drafting

## Criteria for plan versions

For the purposes of beginning the redistricting process we have redrawn the current district plan utilizing the 2010 Census data and latest American Community Survey for voting age populations.



# Plan Drafting

## Criteria for plan versions

In addition we have developed two versions of new plans which convert the district to seven single-member seats.

For new plans we used traditional redistricting criteria, including:

- Relatively equal size
- Contiguous – districts should not hop/jump
- Maintain “*communities of interest*”
- Follow city/county/local government lines
- Keep districts compact – appearance/function



# Plan Drafting

## Criteria for plan versions

We have also analyzed the plans provided by the community and included those in handouts to the board and available to the public.

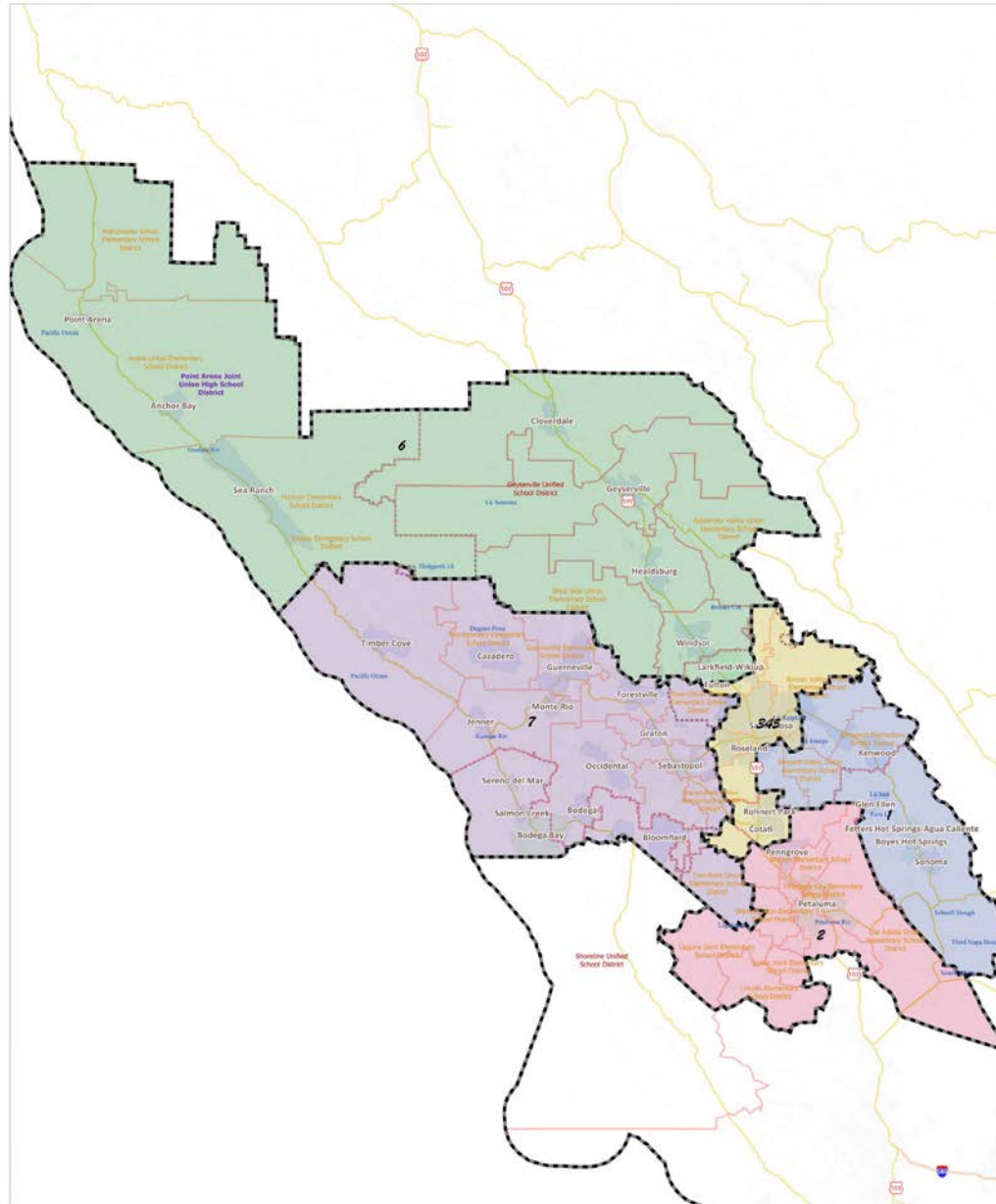
# SRJC Existing Lines (2011)

The lines established in 2011 are presented as a frame of reference. Based on discussion in public board hearings, and a review of the district lines, these boundaries were primarily drawn based on underlying school districts.

The plan includes four single-member districts and one three-member districts. They were balanced based solely on the Sonoma County population, and as a result are greater than the standard 5% total deviation common in redistricting.

Seat	Population	Deviation		CVAP	LATINO CVAP	
1	68,797	(856)	-1%	49,490	6,112	12%
2	70,861	1,208	2%	49,973	5,641	11%
345	207,132	(1,827)	-1%	140,884	23,216	16%
6	73,289	3,636	5%	52,446	8,399	16%
7	67,493	(2,160)	-3%	53,012	4,511	9%

# Sonoma County Community College District Existing District Lines (2011)



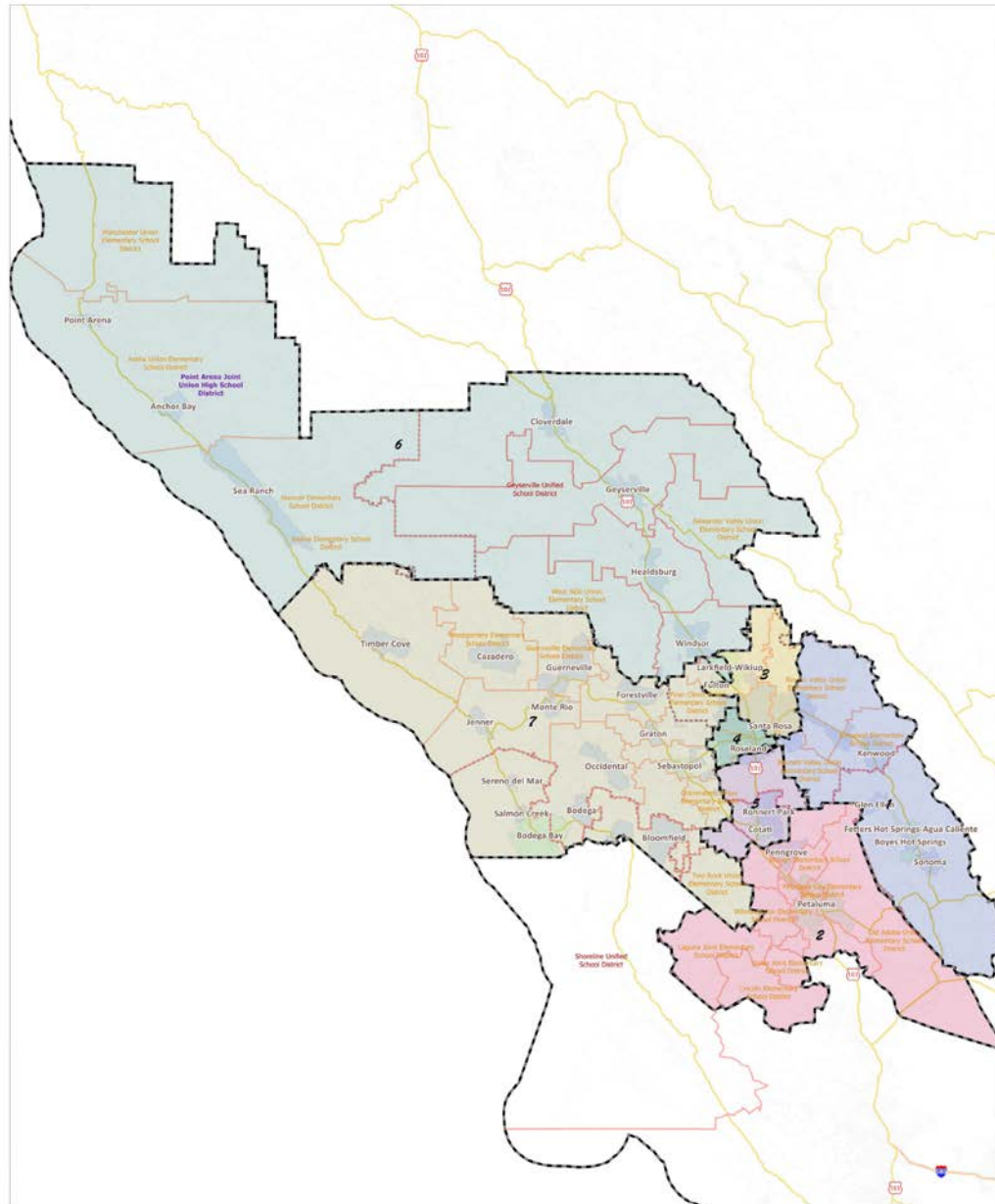
# SRJC Option A

The first version of new lines is also drawn primarily with the interest of maintaining school district boundaries.

It also creates all districts as single-member entities and takes into consideration discussion from the public regarding the communities of interest within the portion of the district previously drawn as the 3-4-5 multi-member seat. This plan meets guidelines for equal representation, with a total deviation of less than 5%.

Seat	Population	Deviation		CVAP	LATINO CVAP	
1	68,504	(1,149)	-2%	50,893	5,457	11%
2	70,861	1,208	2%	49,973	5,641	11%
3	70,376	723	1%	51,145	5,595	11%
4	69,479	(174)	0%	41,250	10,188	25%
5	69,984	331	0%	49,032	8,141	17%
6	69,848	195	0%	49,561	8,109	16%
7	68,520	(1,133)	-2%	53,936	4,752	9%

# Sonoma County Community College District Redistricting Option A





# SRJC Option B

This version of the new lines also creates single-member districts, but, instead of relying solely on local school district boundaries, it also seeks to preserve city boundaries, and where several district divisions are made it follows lines created by the non-partisan State Redistricting Commission during statewide redistricting.

This plan also meets guidelines for population equality with a total deviation of only 3%.

Seat	Population	Deviation		CVAP	LATINO CVAP	
1	71,352	1,699	2%	51,975	6,094	12%
2	69,633	(20)	0%	49,461	5,611	11%
3	68,783	(870)	-1%	50,339	5,523	11%
4	69,840	187	0%	46,827	7,965	17%
5	69,398	(255)	0%	44,361	9,198	21%
6	68,741	(912)	-1%	51,007	6,618	13%
7	69,825	172	0%	51,805	6,860	13%



# Next Steps

## Normal process for creation of new lines

Moving forward, the best next steps would be to obtain input from board members and the community.

- Review of maps can be done online with google maps at:

<http://tinyurl.com/SRJC-OPTION-A>

<http://tinyurl.com/SRJC-OPTION-B>

- These maps can be used as a starting point for the development of new versions.
- Approval of change to election system
- Adoption of new lines for next election.



**REDISTRICTING  
PARTNERS**